

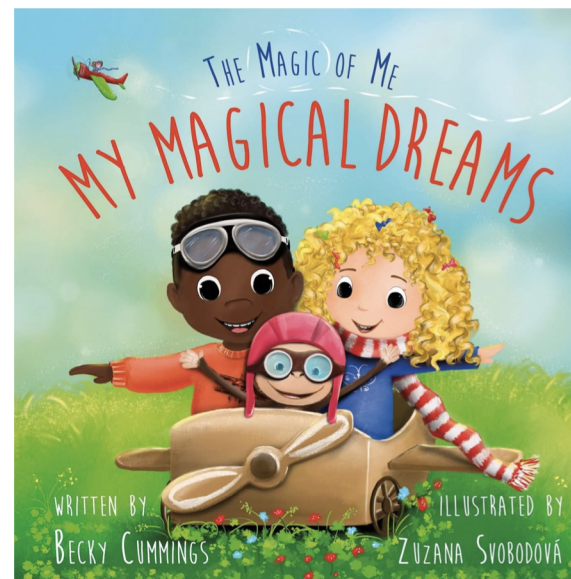
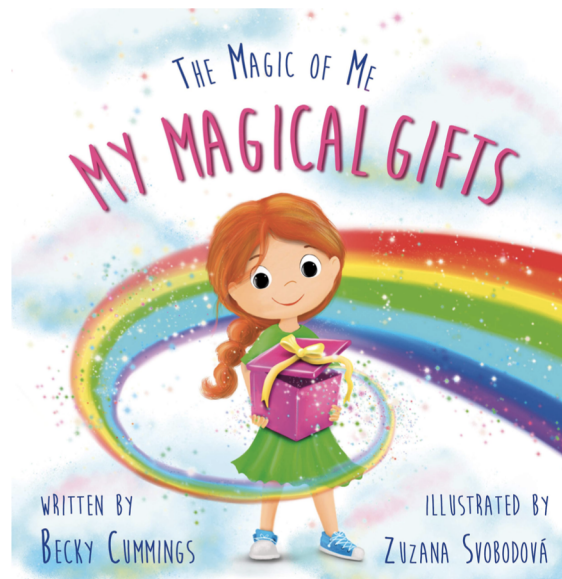

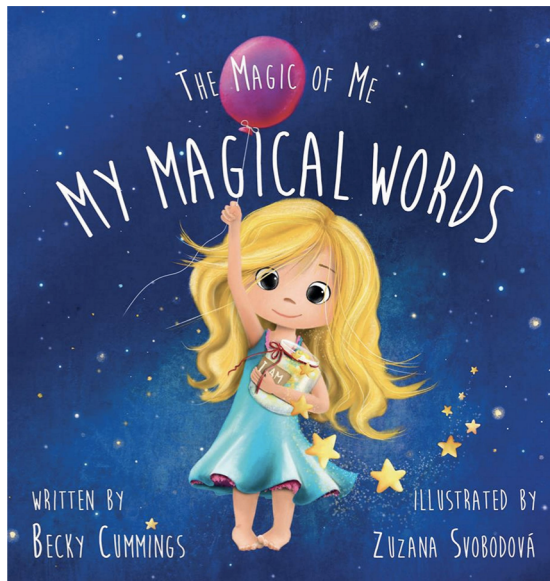
My Giving Calendar

SUNDAY	MONDAY	TUESDAY	WEDNESDAY	THURSDAY	FRIDAY	SATURDAY
Call Grandma	Walk dog	bring in garbage pail	help mom fold laundry	Make card for teacher	donate old toys	Face time cousins
bring cans to food pantry	lunch with a new friend	Make cookies for neighbor	Call grandpa	help fold laundry	take out garbage	Pillow fort with Uncle
Fishing with Dad	Call Grandma	donate outgrown clothes	play fetch with dog	send card to Aunt	help dad rake leaves	Pick up trash at park
give cards	clean table	Face time Grandma	snuggle with dog	ride scooters with friends	Weed garden for Grandpa	Eat a healthy lunch



ACTIVITIES BASED ON:

THE MAGIC OF ME SERIES WRITTEN BY BECKY CUMMINGS

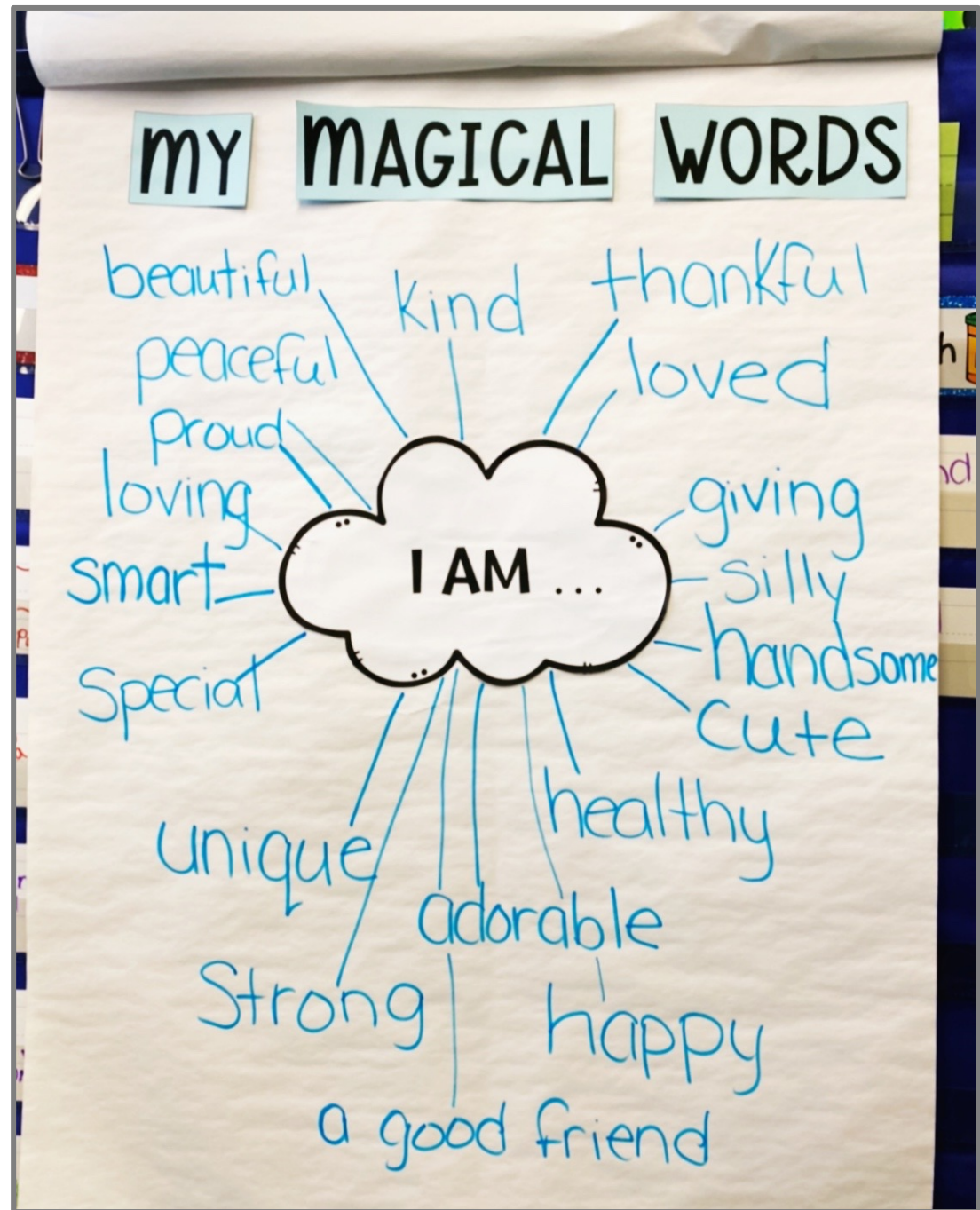


BRAINSTORM:

1.) READ AND DISCUSS THE STORY WITH YOUR CLASS.

2.) BRAINSTORM IDEAS TOGETHER

3.) CREATE A RAINBOW CRAFT, WHERE STUDENTS REFLECT AND SHOW THE "MAGIC OF ME"



REFLECT AND CREATE:



My Magical Gifts

For The Teacher:



Prep:

- You will need the book “My Magical Gifts” by Becky Cummings
- Print/Cut words and cloud, & attach to chart paper.
- After reading, use this to make a brainstorm web. Use this anchor chart for students to recall words from the story and come up with their own words.
- Students can now reference this when doing their writing.

Prep For Writing Craft...

- Choose which cloud style and lines you’d like to use – copy a class set.
- Choose which strips you’d like to use for the rainbow/writing
 - Copy on colorful paper: Choose 5 different colors of paper. Copy enough of each color so when you cut the strips for writing, each student can have 5 strips of paper, 1 of each color.
- To assemble the craft have students cut out the cloud and trip rainbow strips as needed. Put glue where it says “glue here” and attach to the back of the cloud.

my

Print this page.

Cut on the lines.

Use it as a heading for an anchor chart.

MAGICAL

GIFTS



I CAN GIVE...

Print this page.

Cut out the cloud.

Use it as middle of a brainstorm web to make an anchor chart.



Magical Gifts









my Magical Gifts



Glue
Here

I can give

Glue
Here

I can give

Glue
Here

I can give

Glue
Here

I can give

Glue
Here

I can give

Glue
Here

I
can
give

Glue
Here

I
can
give

Glue
Here

I
can
give

Glue
Here

I
can
give

Glue
Here

I
can
give

Glue
Here

Glue
Here

Glue
Here

Glue
Here

Glue
Here

⋮ My Magical Gifts ⋮

I can give...

My Magical Gifts

I can give...

[illegible]

⋮ My Magical Gifts ⋮

I can give ...

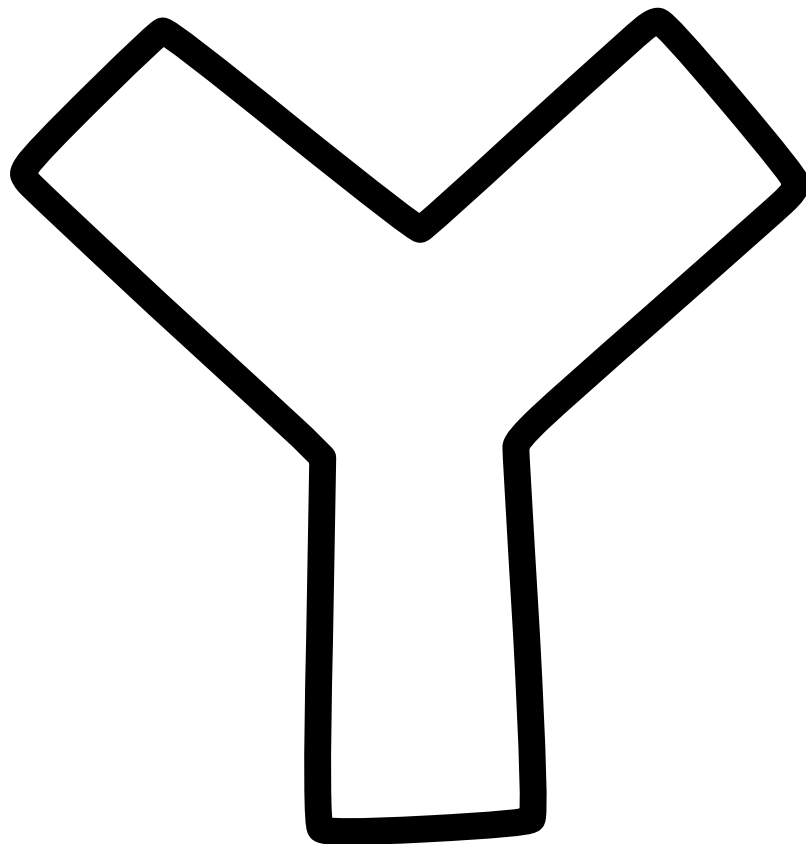

÷ My Magical Gifts ÷

I can give ...

My Giving Calendar

SUNDAY	MONDAY	TUESDAY	WEDNESDAY	THURSDAY	FRIDAY	SATURDAY


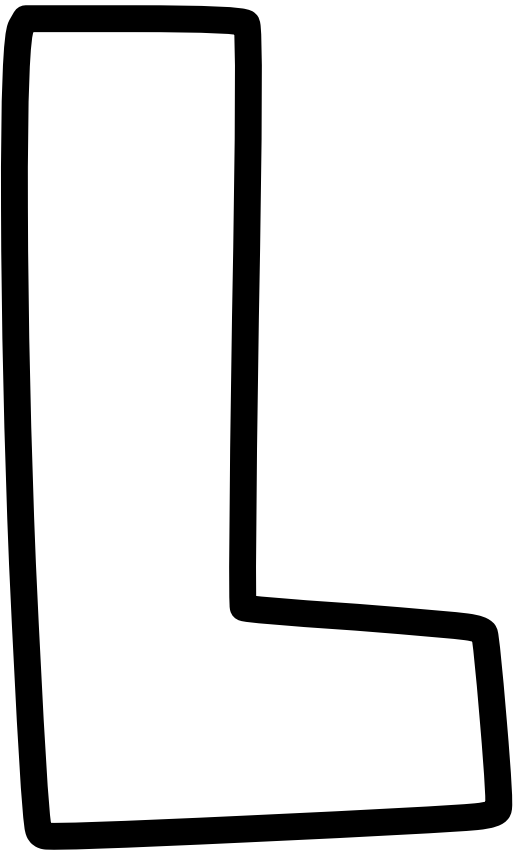
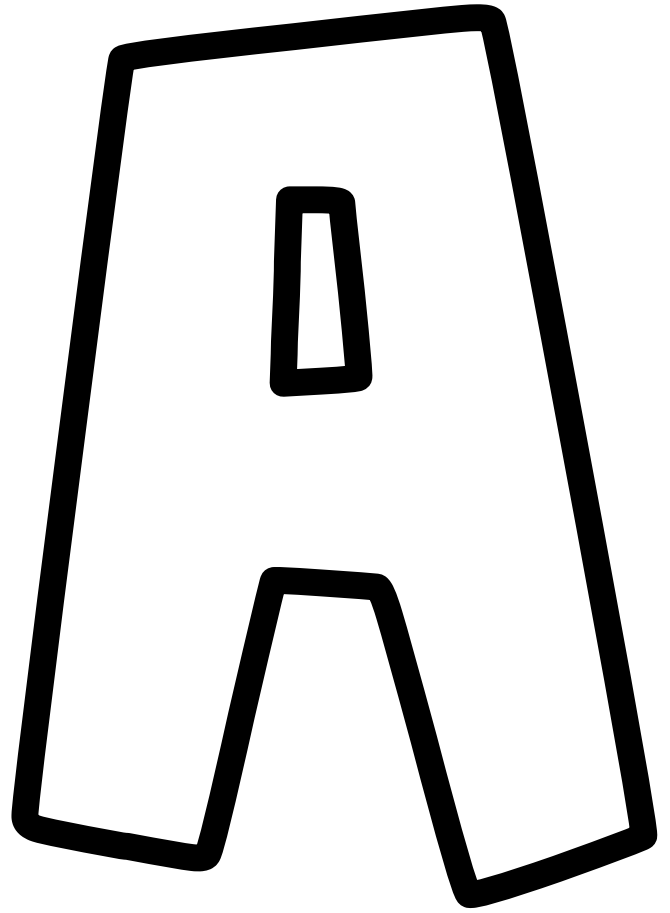

BULLETIN BOARD LETTERING: MY MAGICAL GIFTS







BULLETIN BOARD LETTERING: MY MAGICAL GIFTS

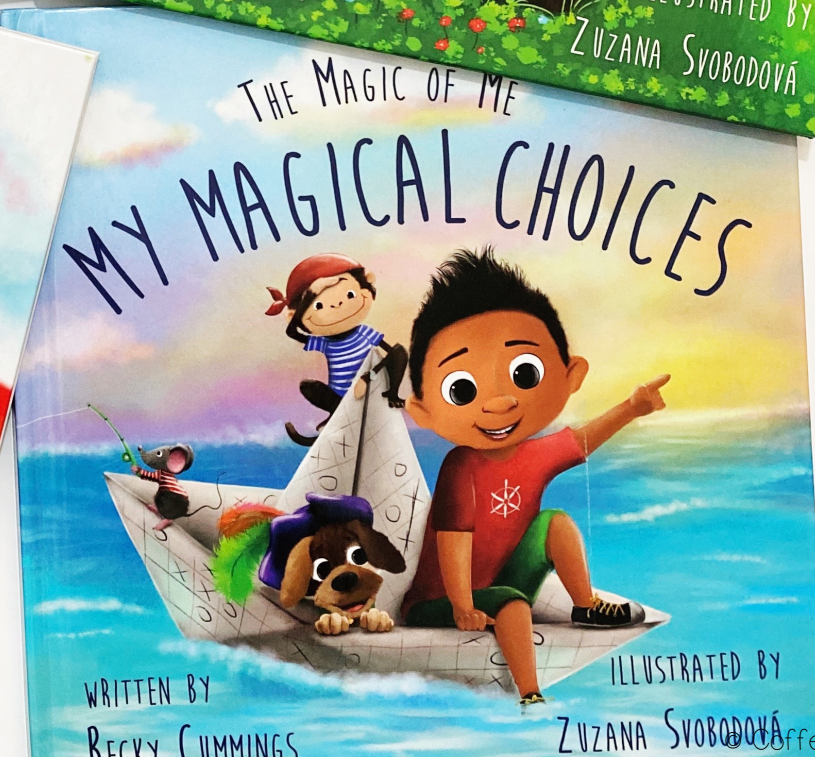
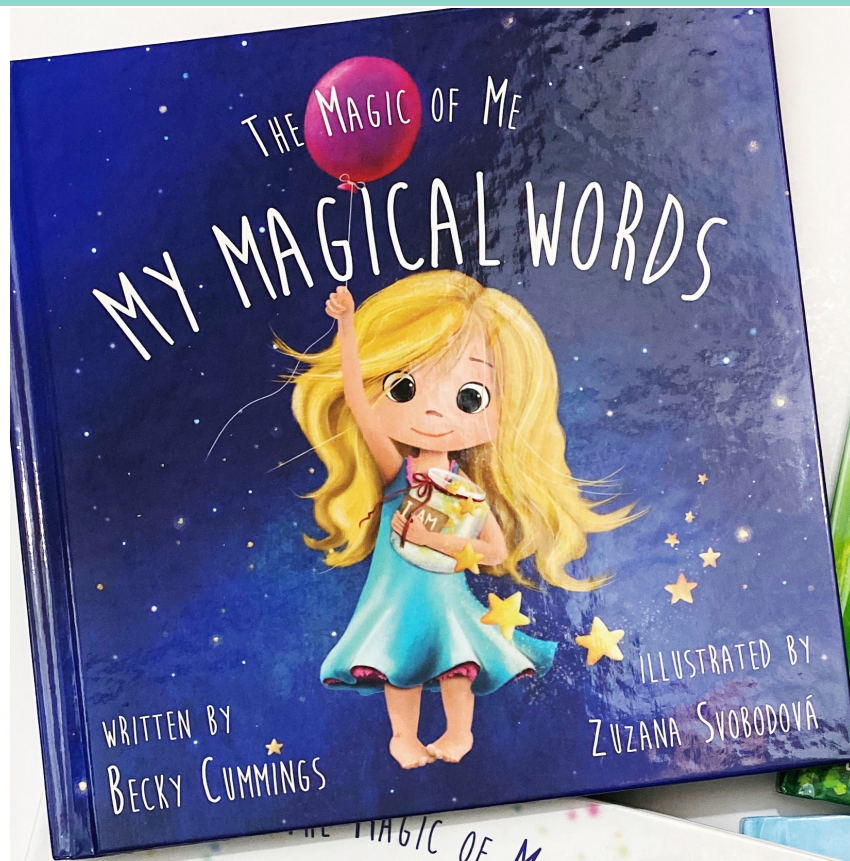


BULLETIN BOARD LETTERING: MY MAGICAL GIFTS




BULLETIN BOARD LETTERING: MY MAGICAL GIFTS





Let's Connect



Terms of Use

By purchasing and/or downloading this file you agree to the following terms of use: The contents of this resource are the property of Linda Kenngott and Coffee Fueled Classroom and **licensed to you only for classroom/personal use as a single user.** I retain the copyright, and reserve all rights to this product. Duplication for an entire school, or school system is prohibited. To purchase additional license please visit my TPT store. All content in this file including fonts, clipart, and content are under copyright protection.

You May: Reference this product in blog posts, social media, at seminars, professional development workshops, or other such venues PROVIDED there is both credit given to myself as the author and a **link back to my TPT store or Blog** is included in your post/presentation.

You May NOT: Claim this work as your own, alter the files in any way, or remove/attempt to remove the copyright/watermarks. Sell the files or combine them into another unit for sale/free. Post this document for sale/free elsewhere on the internet (this includes Google Doc links on blogs). Make copies of purchased items to share with others is strictly forbidden and is a violation of the Terms of Use, and copyright law.

If you encounter an issue with your file, notice an error, or are in any way experiencing a problem, please contact me and I will be more than happy to help sort it out! LindasCoffeeFueledClassroom@gmail.com

Credits

Graphics, Clipart, and Fonts are from one or more of the following:

